



# FingerGuard™ Commercial PAN PRODUCTS

Complete Line of Commercial Finger Pinch Resistant Steel Pan Doors



# Product Details

Pinch Resistant Steel Commercial Pan Doors

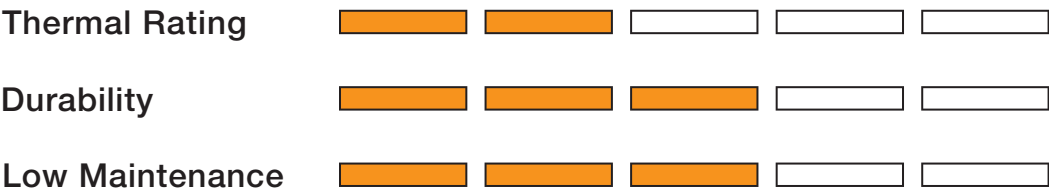
WARRANTY INFORMATION

Door: 10 yr

Hardware: 1 yr

Springs: 1 yr

- **R-7.4** with Opt. Insulation
  - Steel (25 or 24 gauge)
  - 2” Section Thickness
- 4 Color Options
  - 3 Window Designs
  - Superior Pinch Resistant Safety



255P and 224P panels are available in deep ribbed design and stucco embossment.



224P and 225P panels are available in woodgrain texture for short raised panel design.



224P panels are available in flush design and woodgrain embossment.

## Window Design Options



- 1

24" X 6"
- 2

24" X 12"
- 3

Opti-view sections

For the 255P and 254P, windows are available standard in black and optional white or brown.



Sandstone Ribbed Design with Opti-View Windows



White Ribbed Panel with 24" x 12" Black Windows



White Ribbed Panel with 24"x12" White Windows



FingerGuard™ Pinch Resistant



# Product Options

Pinch Resistant Steel Commercial Pan Doors for Ultimate Safety and Strength

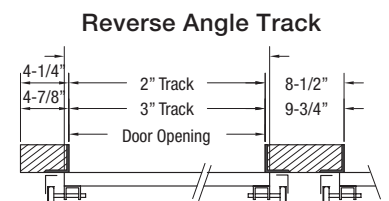
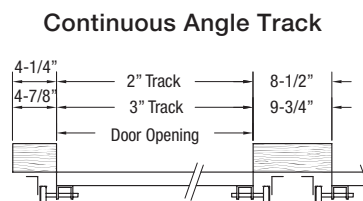
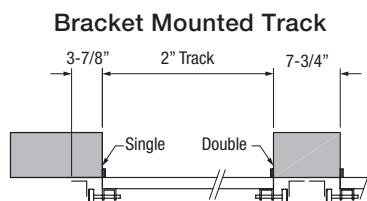
● = Standard  
○ = Optional  
— = Unavailable

Model	225P Standard Duty	224P Heavy Duty
<b>Maximum Size Range</b>	20'2" w x 18' h	24'2" w x 18' h
<b>Steel Gauge</b>	25 ga.	24 ga.
<b>Design Options</b>		
Deep Ribbed	●	●
Short Raised Panel	●	●
Flush	—	●
<b>Texture</b>		
	Stucco: Deep Ribbed Wood Grain: Short Raised Panel	Stucco: Deep Ribbed Wood Grain: Short Raised Panel or Flush
<b>Color Options</b>		
White	●	●
Brown	●	●
Sandstone	●	●
Industrial Grey	●	—
<b>Glass Options (in)</b>		
24 x 6 or 24 x 12 Black Frames	●	●
24 x 6 or 24 x 12 White Frames	○	○
24 x 6 or 24 x 12 Brown Frames	○	○
Opti-View Sections	○	○
<b>Rope</b>	●	●
<b>Locks</b>		
Slide Lock	●	●
T-Handle	○	○
Cylinder	○	○
Mini-Warehouse	○	○

## ADDITIONAL OPTIONS

- 13 ball bearing sealed rollers 2" & 3"
- Higher Cycle Spring options: (25K, 50K & 100k)
- Optional Weather Seals: Vinyl Door Stop, Reverse angle jamb seal, header seal and bottom astragal standard & oversized

## Commercial Track Mounting Options



Typical Construction for Reverse Angle  
Door Width = Door Opening Width + 2  
(i.e. 8'2", 10'2", 16'2", 20'2" etc.)


# HÖRMANN NORTH AMERICA




Sparta, TN - North American Headquarters / Sectional Doors

## SIX PRODUCTION PLANTS, ONE FAMILY

As one of the world's leading manufacturers of door and dock systems, we're committed to providing the best quality, value, and selection. Whether residential, commercial or industrial, we have the solutions you're looking for. Each Hörmann product gives you the perfect array of benefits and options to satisfy your customers.



Puyallup, WA



Montgomery, IL



Oro-Medonte, ON Canada



Burgettstown, PA



Imperial, PA

### USA

Toll Free: 800.365.3667  
Email: [info@hormann.us](mailto:info@hormann.us)  
Website: [hormann.us](http://hormann.us)

### Canada

Toll Free: 866.792.9968  
Email: [info@hormann.ca](mailto:info@hormann.ca)  
Website: [hormann.ca](http://hormann.ca)

### Mexico

Toll Free: 52 (81) 8308 7481  
Email: [info@hormann.com.mx](mailto:info@hormann.com.mx)  
Website: [hormann.mx](http://hormann.mx)



AVAILABLE FROM:



Follow us on social media

