



# COMMERCIAL PAN PRODUCTS


Complete Line of Commercial Steel Pan Doors


**HÖRMANN**


# Product Details

Steel Commercial Pan Doors

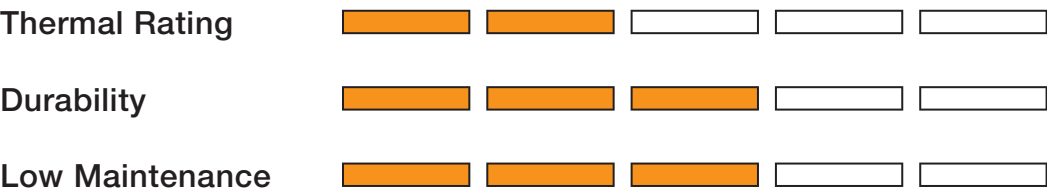
## WARRANTY INFORMATION

 Door: 10 yr

 Hardware: 1 yr

 Springs: 1 yr

- **R-7.4** with Opt. Insulation
  - Steel (25, 24, & 20 gauge)
  - 2" Section Thickness
- White (all models) or Mocha Brown (255P & 254P)
  - 3 Window Designs



255P panels are also produced in woodgrain texture for short raised panel design in White or Mocha Brown color.



255P panels are produced in deep ribbed design and stucco texture surface in White or Mocha Brown color.



250P and 254P panels are produced in deep ribbed design smooth texture surface in White. The 254P is also available in Mocha Brown color.

## Window Design Options



- 1

24" X 6"
- 2

24" X 12"
- 3

Clear anodized full-view aluminum section

For the 255P and 254P, windows are available standard in black and optional White or Mocha Brown.

For the 250P, windows are available standard in black and optional in white.



White Ribbed Panel with 24" x 6" White Windows



Mocha Brown Ribbed Panel with 24" x 6" Black Windows



White Ribbed Panel with 24" x 6" Windows



White Short Raised Panel (available for 255P only)

# Product Details

Steel Commercial Pan Doors - A Complete Line of Offerings to Meet Your Needs

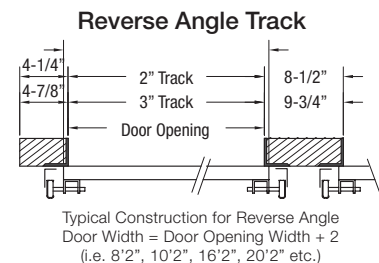
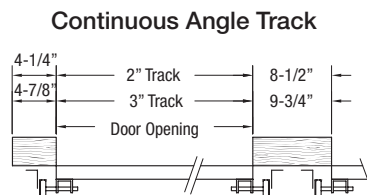
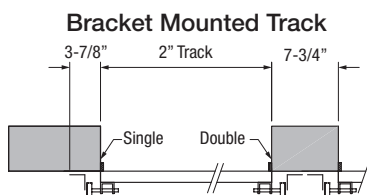
● = Standard  
○ = Optional  
— = Unavailable

| Model  | 255P<br>Standard Duty   | 254P<br>Heavy Duty   | 250P<br>Industrial Duty |
|--|---|----------------------|-------------------------|
| Maximum Size Range                                     | 20'2" w x 20' h   | 24'2" w x 20' h      | 24'2" w x 20' h         |
| Steel Gauge  | 25 ga.  | 24 ga.               | 20 ga.                  |
| Design Options   | Deep Ribbed<br>Short Raised Panel<br>(only in certain configurations) | Deep Ribbed          | Deep Ribbed             |
| Texture  | Stucco: Deep Ribbed<br>Wood Grain: Short Raised Panel                 | Smooth               | Smooth                  |
| Color Options  | White<br>Mocha Brown  | White<br>Mocha Brown | White                   |
| Glass Options (in)                                     |   |                      |                         |
| 24 x 6 or 24 x 12 Black Frames                         | ●   | ●                    | ●                       |
| 24 x 6 or 24 x 12 White Frames                         | ○   | ○                    | ○                       |
| 24 x 6 or 24 x 12 Mocha Brown Frames                   | ○   | ○                    | —                       |
| Clear Anodized Full-View Aluminum Section              | ○   | ○                    | ○                       |
| Rope   | ●   | ●                    | ●                       |
| Locks  |   |                      |                         |
| Slide Lock   | ●   | ●                    | ●                       |
| T-Handle   | ○   | ○                    | ○                       |
| Cylinder   | ○   | ○                    | ○                       |
| Mini-Warehouse   | ○   | ○                    | ○                       |
| Track Configuration                                    |   |                      |                         |
| Bracket Mount  | ●   | ●                    | ●                       |
| Continuous or Reverse Angle (per weight & width rules) | ○   | ○                    | ○                       |
| Tapered Angle (2")                                     | ○   | ○                    | ○                       |
| 3" Track   | ○   | ○                    | ○                       |
| Floor Seal   |   |                      |                         |
| Grey 3" Vinyl Floor Seal                               | ●   | ●                    | ●                       |
| Black 4" Vinyl Floor Seal (shipped separately)         | ○   | ○                    | ○                       |
| Hardware   |   |                      |                         |
| 14 ga. Hardware  | ●   | ●                    | ●                       |
| 11 ga. Hardware (end and center hinges)                | ○   | ○                    | ○                       |

## ADDITIONAL OPTIONS

- 13 ball bearing sealed rollers 2" & 3"
- Higher Cycle Spring options: (25K, 50K & 100k)
- Optional Weather Seals: Vinyl Door Stop, Reverse angle jamb seal, header seal and bottom astragal standard & oversized

## Commercial Track Mounting Options





# HÖRMANN NORTH AMERICA




Sparta, TN - North American Headquarters / Sectional Doors

## SIX PRODUCTION PLANTS, ONE FAMILY

As one of the world's leading manufacturers of door and dock systems, we're committed to providing the best quality, value, and selection. Whether residential, commercial or industrial, we have the solutions you're looking for. Each Hörmann product gives you the perfect array of benefits and options to satisfy your customers.



Puyallup, WA



Montgomery, IL



Oro-Medonte, ON Canada



Burgettstown, PA



Imperial, PA

### USA

Toll Free: 800.365.3667  
Email: [info@hormann.us](mailto:info@hormann.us)  
Website: [hormann.us](http://hormann.us)

### Canada

Toll Free: 866.792.9968  
Email: [info@hormann.ca](mailto:info@hormann.ca)  
Website: [hormann.ca](http://hormann.ca)

### Mexico

Toll Free: 52 (81) 8308 7481  
Email: [info@hormann.com.mx](mailto:info@hormann.com.mx)  
Website: [hormann.mx](http://hormann.mx)



AVAILABLE FROM:



Follow us on social media

