



FingerGuard™ Commercial SANDWICH PRODUCTS

Complete Line of Commercial Finger Pinch Resistant Steel Sandwich Doors

HÖRMANN

Product Details

Pinch Resistant Steel Commercial Sandwich Doors

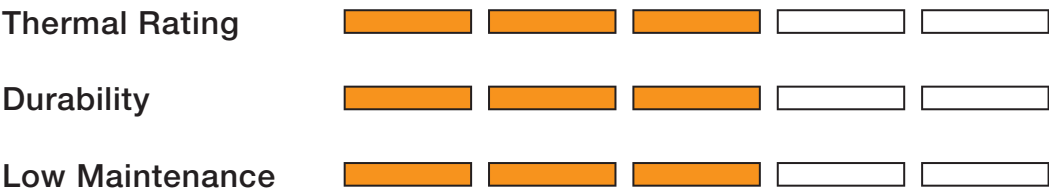
WARRANTY INFORMATION

 Door: 10 yr

 Hardware: 1 yr

 Springs: 1 yr

- R-10.5
 - Steel front and back
 - 2" Section Thickness
- 4 Color Options + Galaxy Paint
 - 3 Window Designs
 - Superior Pinch Resistant Safety



325S and 324S panels are available with stucco embossment in microgroove design.



325S and 324S panels are all available with woodgrain embossment in flush design.



325S and 324S panels are available with woodgrain embossment in short raised panel design in certain configurations.

Window Design Options



- 1

Window 24" X 8"
- 2

Window 24" X 12"
- 3

Opti-View Sections

For the 325S and 324S, windows are available standard in black and optional white or brown.



Sandstone Flush Panel with Opti-View Windows



White Microgroove Panel with Opti-View Windows



White Short Raised Panel without Window



FingerGuard™ Pinch Resistant



Product Options

Pinch Resistant Steel Commercial Sandwich Doors for Ultimate Safety and Strength

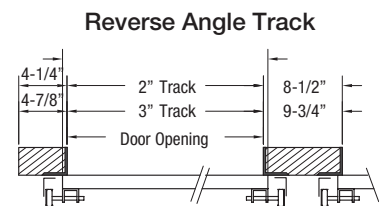
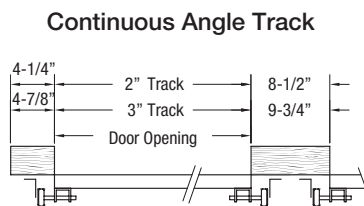
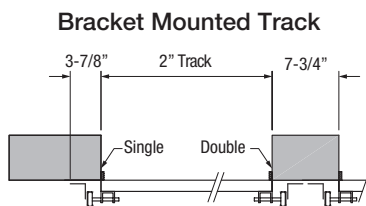
● = Standard
○ = Optional
— = Unavailable

Model	325S Standard Duty	324S Heavy Duty
Maximum Size Range	22'-2" w x 18' h	22'-2" w x 18' h
Steel Gauge	25 ga.	24 ga.
Design Options		
Microgroove	●	●
Short Raised Panel (available up to 20'-2" width)	●	●
Flush	●	●
Texture		
	Stucco: Microgroove Wood Grain: Short Raised Panel or Flush	Stucco: Microgroove Wood Grain: Short Raised Panel or Flush
Color Options		
White	●	●
Brown	●	●
Sandstone	●	●
Industrial Grey	●	—
Galaxy Paint	●	●
Glass Options (in)		
24 x 6 or 24 x 12 Black Frames	●	●
24 x 6 or 24 x 12 White Frames	○	○
24 x 6 or 24 x 12 Brown Frames	○	○
Opti-View Sections	○	○
Rope	●	●
Locks		
Slide Lock	●	●
T-Handle	○	○
Cylinder	○	○
Mini-Warehouse	○	○

ADDITIONAL OPTIONS

- 13 ball bearing sealed rollers 2" & 3"
- Higher Cycle Spring options: (25K, 50K & 100k)
- Optional Weather Seals: Vinyl Door Stop, Reverse angle jamb seal, header seal and bottom astragal standard & oversized

Commercial Track Mounting Options



Typical Construction for Reverse Angle
Door Width = Door Opening Width + 2
(i.e. 8'2", 10'2", 16'2", 20'2" etc.)


HÖRMANN NORTH AMERICA




Sparta, TN - North American Headquarters / Sectional Doors

SIX PRODUCTION PLANTS, ONE FAMILY

As one of the world's leading manufacturers of door and dock systems, we're committed to providing the best quality, value, and selection. Whether residential, commercial or industrial, we have the solutions you're looking for. Each Hörmann product gives you the perfect array of benefits and options to satisfy your customers.



Puyallup, WA



Montgomery, IL



Oro-Medonte, ON Canada



Burgettstown, PA



Imperial, PA

USA

Toll Free: 800.365.3667
Email: info@hormann.us
Website: hormann.us

Canada

Toll Free: 866.792.9968
Email: info@hormann.ca
Website: hormann.ca

Mexico

Toll Free: 52 (81) 8308 7481
Email: info@hormann.com.mx
Website: hormann.mx



AVAILABLE FROM:



Follow us on social media

