



# COMMERCIAL SANDWICH PRODUCTS

Complete Line of Commercial Steel Sandwich Doors



# Product Details

Steel Commercial Sandwich Doors

WARRANTY INFORMATION

Door: 10 yr

Hardware: 1 yr

Springs: 1 yr

THERMAL RATING

U

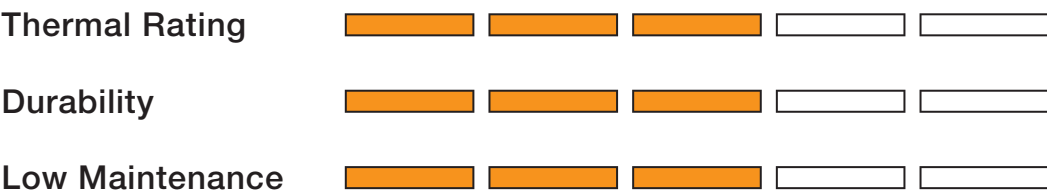
0.29 (340S)  
0.21 (350S / 354S)

R

9.0 (340S)  
10.4 (350S / 354S)

- Steel Front and Back
  - 1½" (340S) or 2" (350S / 354S)
  - CFC Free Polystyrene Insulation

- 3 Window Designs
  - 2 Standard + 3 Optional Colors



340S, 350S and 354S panels are all available with wood-grain embossment in flush design.



340S, 350S and 354S panels are all available with wood-grain embossment in micro-groove design.



340S and 350S panels are available with woodgrain embossment in short raised panel design in certain configurations.

## Window Design Options



- 1

24" X 6"
- 2

24" X 12"
- 3

Clear anodized full-view aluminum section

For all models, windows are available standard in black and optional white or color-matched brown.



Sandstone Microgroove Panel with 24" x 12" White Windows



White Flush Panel without Windows



White Short Raised Panel without Windows



White Microgroove Panel with 24" x 12" Black Windows

# Product Options

Steel Commercial Sandwich Doors - A Complete Line of Offerings to Meet Your Needs

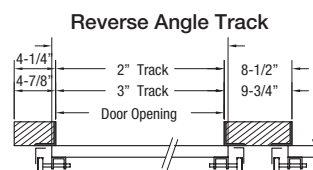
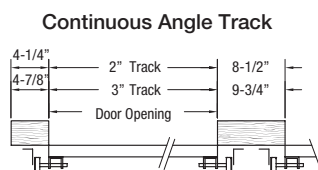
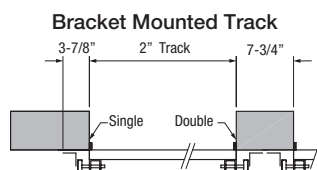
● = Standard  
○ = Optional  
— = Unavailable

Model	340S Standard Duty	350S Heavy Duty	354S Industrial Duty
Section Thickness (in)	1-1/2	2	2 (24 Gauge Exterior)
Maximum Size Range (consult factory for doors over 18' h)	18'-2" w x 20' h	24'-2" w x 20' h	24'-2" w x 20' h
<b>Design Options</b>			
Flush	●	●	●
Microgroove	●	●	●
Short Raised Panel (in certain configurations)	○	○	—
Texture	Woodgrain	Woodgrain	Woodgrain
<b>Color Options</b>			
White	●	●	●
Mocha Brown	●	●	●
Sandstone	●	●	—
Black	●	●	—
Silver Metallic (not available in short raised panel designs)	●	●	—
<b>Window and Frame Options (in)</b>			
24 x 6 or 24 x 12 - Black Frames	●	●	●
24 x 6 or 24 x 12 - White, Mocha Brown, Sandstone, and Silver Metallic Frames	○	○	○
Clear Anodized Full-View Aluminum Section	○	○	○
Rope	●	●	●
<b>Locks</b>			
Slide Lock	●	●	●
T-Handle	○	○	○
Cylinder	○	○	○
Mini-Warehouse	○	○	○
<b>Track Configuration</b>			
Bracket Mount	●	●	●
Continuous or Reverse Angle (per weight and width rules)	○	○	○
Tapered Angle (2")	○	○	○
3" Track	○	○	○
<b>Floor Seal</b>			
Grey 3" Vinyl Floor Seal	●	●	●
Black 4" Vinyl Floor Seal (shipped separately)	○	○	○
<b>Hardware</b>			
14 ga. Hardware	●	●	●
11 ga. Hardware (end and center hinges)	○	○	○

## ADDITIONAL OPTIONS

- 13 ball bearing sealed rollers 2" & 3"
- Higher Cycle Spring options: (25K, 50K & 100k)
- Optional Weather Seals: Vinyl Door Stop, Reverse angle jamb seal, header seal and bottom astragal standard & oversized

## Commercial Track Mounting Options



Typical Construction for Reverse Angle  
Door Width = Door Opening Width + 2  
(i.e. 8'2", 10'2", 16'2", 20'2" etc.)



# HÖRMANN NORTH AMERICA




Sparta, TN - North American Headquarters / Sectional Doors

## SIX PRODUCTION PLANTS, ONE FAMILY

As one of the world's leading manufacturers of door and dock systems, we're committed to providing the best quality, value, and selection. Whether residential, commercial or industrial, we have the solutions you're looking for. Each Hörmann product gives you the perfect array of benefits and options to satisfy your customers.



Puyallup, WA



Montgomery, IL



Oro-Medonte, ON Canada



Burgettstown, PA



Imperial, PA

### USA

Toll Free: 800.365.3667  
Email: [info@hormann.us](mailto:info@hormann.us)  
Website: [hormann.us](http://hormann.us)

### Canada

Toll Free: 866.792.9968  
Email: [info@hormann.ca](mailto:info@hormann.ca)  
Website: [hormann.ca](http://hormann.ca)

### Mexico

Toll Free: 52 (81) 8308 7481  
Email: [info@hormann.com.mx](mailto:info@hormann.com.mx)  
Website: [hormann.mx](http://hormann.mx)



AVAILABLE FROM:



Follow us on social media

