



CLIMA TECH 4400

Maximum insulation and strength with polyurethane technology

HÖRMANN


Clima Tech 4400


White Traditional Panel with Stockbridge Windows




Clima Tech 4400

BEST

Door: Ltd Lifetime

Hardware: 4 yr

Springs: 3 yr

THERMAL RATING

U

0.21

R

15.7

Note: A lower U-Factor number indicates a higher efficiency

- Steel Construction
 - 1-1/2” Polyurethane

- 5 Colors + Custom Color
 - 6 Panel Designs

Thermal Rating	<div></div>	<div></div>	<div></div>	<div></div>	<div></div>
Customizations	<div></div>	<div></div>	<div></div>	<div></div>	<div></div>
Low Maintenance	<div></div>	<div></div>	<div></div>	<div></div>	<div></div>
Luxury Level	<div></div>	<div></div>	<div></div>	<div></div>	<div></div>



Section Detail

SECTION DETAIL Clima Tech panels are produced in a woodgrain texture with the exception of our microgroove panels, which are stucco. All doors are customizable with 26 window designs and include clear insulated tempered glass for enhanced insulation, strength and safety. (Uninsulated glass available)

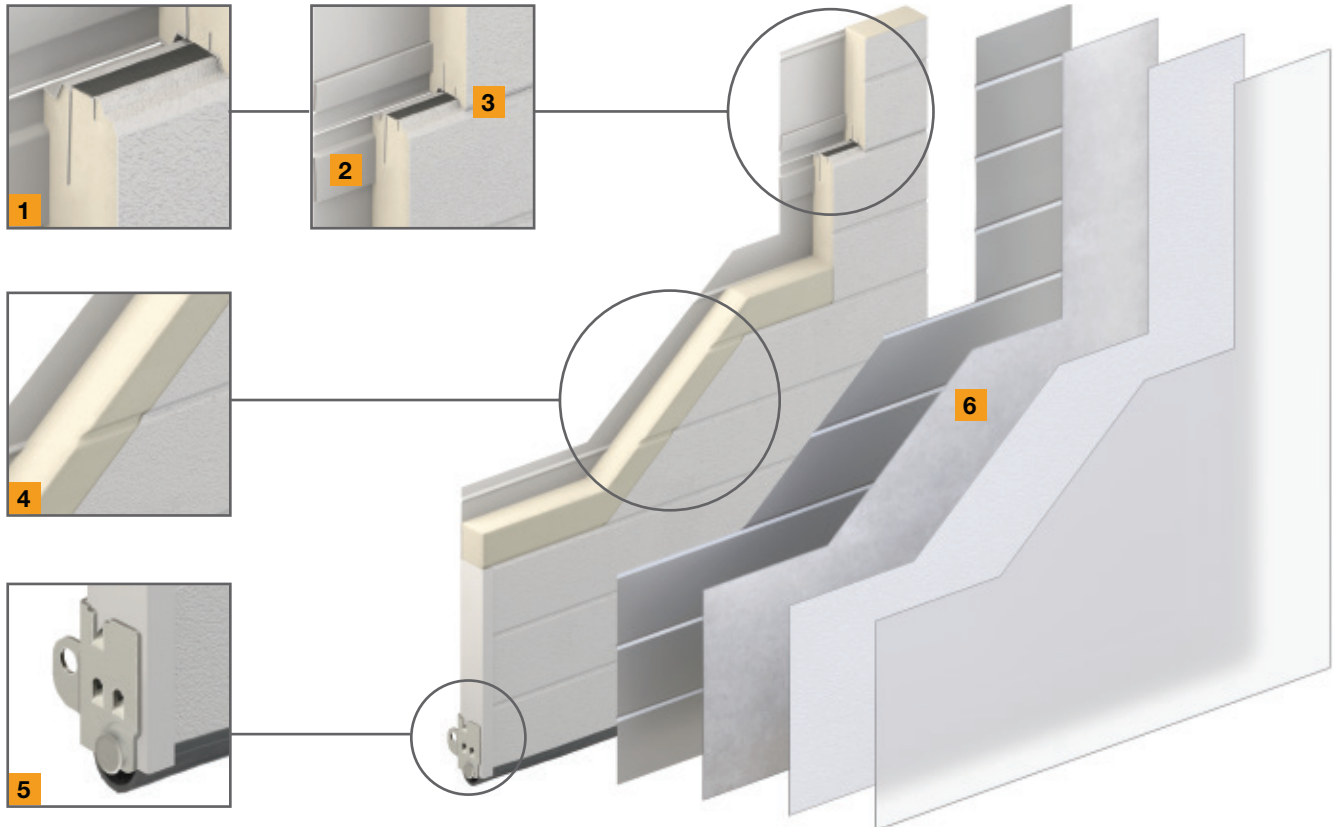
Left Facing Page Image: White traditional panel door with Stockbridge windows and optional decorative hardware.

Bottom Left Image: Close-up of a white traditional panel with woodgrain texture.

Clima Tech 4400

Panel Features

The Industry Leader in Innovative Door Safety, Insulation, and Strength



Precise Thermal Break **1**

Increased thermal efficiency is achieved by our conduction-resistant thermal break.

Insulated Tongue & Groove **3**

Our joints are sealed with insulating foam and joint tape to reduce air flow heat loss.

Proprietary Safety Brackets **5**

Our reinforced safety bottom brackets and red safety screws create a double layer of built-in safety for the user.

Reinforced Mounting Steel **2**

Triple-reinforced steel fold extends across the entire section for robust hardware mounting. An internal steel layer creates additional stability.

Proprietary Urethane Blend **4**

Perfected over generations, our precisely engineered polyurethane outperforms its competitors in strength, energy efficiency, and density every time.

Steel Construction **6**

Our top-of-the-line galvanized steel is treated with 4 layers of strength and weather resistance.

Panel Design Options

CHOOSE YOUR PANEL DESIGN

Panels come in six different styles allowing you to choose the perfect match for the design of your home.





1 Short Raised (Traditional)

2 Long Raised (Ranch)



3 Country

4 Cottage




5 Flush

6 Microgroove

Clima Tech 4400

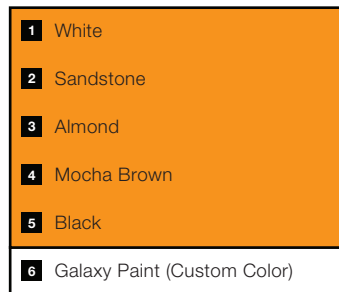
Color Options



Color Options

CHOOSE YOUR BEST MATCH

Panels are available in five standard colors* as well as our Galaxy Paint System which offers custom color matching to any color you can dream of under the stars.



★ Color application method will be at the discretion of the manufacturer.




GALAXY

by **HÖRMANN**

- ★ Color Match to Any Color in the Galaxy
- ★ Cost-Effective
- ★ More Durable than Field Painting

Window Options



- 1** Standard Short
- 2** Standard Long
- 3** Cross Short
- 4** Cross 6 Long
- 5** Cross 8 Short
- 6** Cross 8 Long
- 7** Cross Arch
- 8** Cross 8 & Cross Arch Long
- 9** Stockbridge Short
- 10** Stockbridge Long
- 11** Stockbridge Arch
- 12** Stockbridge & Arch Long
- 13** Prairie Short
- 14** Prairie Long
- 15** Cathedral Short
- 16** Cathedral Long
- 17** Cascade Short
- 18** Cascade Long
- 19** Diamond Short
- 20** Diamond Long
- 21** Sherwood Short
- 22** Sherwood Long
- 23** Sunrise Ranch
- 24** Sunrise Ranch Long
- 25** Sunrise Traditional
- 26** Sunrise Traditional Long
- 27** Slimline RFL Short
- 28** Slimline RFL Long

Glass Options



- 1** Clear
- 2** Bronze
- 3** Satin Etch
- 4** Gluechip
- 5** Privacy
- 6** Mistlite
- 7** Obscure


HÖRMANN NORTH AMERICA




Sparta, TN - North American Headquarters / Sectional Doors

SIX PRODUCTION PLANTS, ONE FAMILY

As one of the world's leading manufacturers of door and dock systems, we're committed to providing the best quality, value, and selection. Whether residential, commercial or industrial, we have the solutions you're looking for. Each Hörmann product gives you the perfect array of benefits and options to satisfy your customers.



Puyallup, WA



Montgomery, IL



Oro-Medonte, ON Canada



Burgettstown, PA



Imperial, PA

USA

Toll Free: 800.365.3667
Email: info@hormann.us
Website: hormann.us

Canada

Toll Free: 866.792.9968
Email: info@hormann.ca
Website: hormann.ca

Mexico

Toll Free: 52 (81) 8308 7481
Email: info@hormann.com.mx
Website: hormann.mx



AVAILABLE FROM:



Follow us on social media



HÖRMANN