

Clima Tech 4400

HÖRMANN

BEST



Door: Ltd Lifetime



Hardware: 4 yr



Springs: 3 yr

THERMAL RATING



0.21



15.7

Note: A lower U-Factor number indicates a higher efficiency

- Steel Construction
- 1.5" Sections
- 5 Colors + Custom Color
- 6 Panel Designs
- 40+ Window Designs

Thermal Rating



Customizations



Low Maintenance



Luxury Level



PANEL DESIGN OPTIONS

1 Traditional


2 Ranch

5 Flush

3 Country

4 Cottage


6 Microgroove



1




2




3



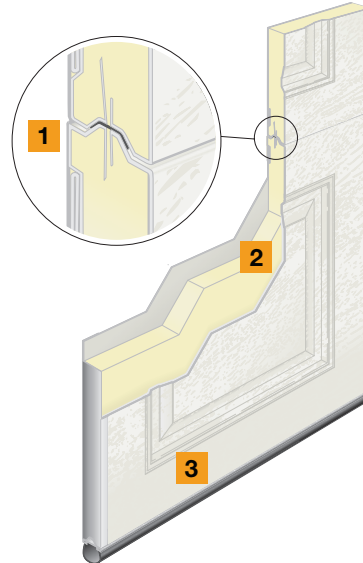
4



5



6



1

2

3

Precisely Designed Tongue & Groove

1

Thermally broken section joints reduce air infiltration and create weather tight seal.

Injected Polyurethane Foam Core

2

Enclosed by galvanized steel on the inside and outside provides maximum insulation for substantial energy savings and ultimate panel stability for exceptionally quiet door operation.

Well-defined Panel Embossments

3

Easy to clean woodgrain texture, galvanized and finish painted steel provide years of trouble-free performance and beauty.

Hörmann Innovations

Safety Bottom Fixture



Hörmann garage doors utilize safety fixtures on their bottom sections for added safety for your peace of mind.

Superior and Safe Windows



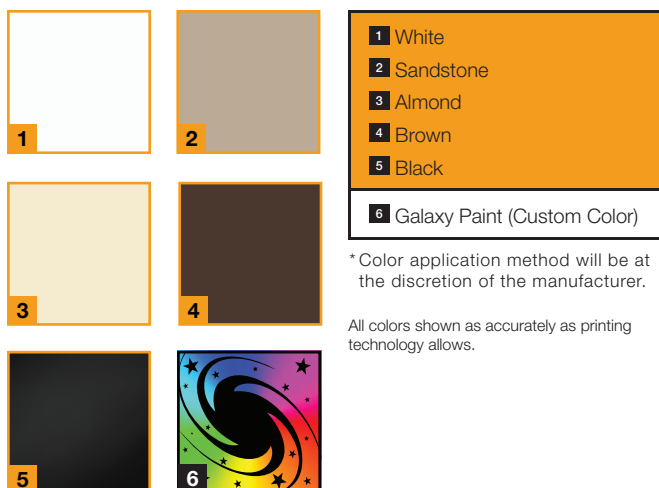
Hörmann window insert frames are recessed to the panel surface to give your door a cleaner look. Tempered safety glass panes offer extra layer of safety in case of breakage.

Aluminum Bottom Seal Retainer




Hörmann minimizes floor corrosion by utilizing an aluminum bottom seal retainer that never rusts and is more durable than brittle plastic retainers.

COLOR OPTIONS



WINDOW DESIGN OPTIONS



Non-insulated glass.
Designs 23 & 24 only available on flush panel

- | | |
|-----------------------------|-----------------------------|
| 1 Standard Short | 2 Standard Long |
| 3 Cross Short | 4 Cross 6 Long |
| 5 Cross Arch | 6 Cross 8 & Cross Arch Long |
| 7 Stockbridge Short | 8 Stockbridge & Arch Long |
| 9 Prairie Short | 10 Prairie Long |
| 11 Cathedral Short | 12 Cathedral Long |
| 13 Cascade Short | 14 Cascade Long |
| 15 Diamond Short | 16 Diamond Long |
| 17 Sherwood Short | 18 Sherwood Long |
| 19 Sunrise Short (4 panels) | 20 Sunrise Short (8 panels) |
| 21 Sunrise Long (2 panels) | 22 Sunrise Long (4 panels) |
| 23 Slimline RFL Short | 24 Slimline RFL Long |

Call toll free

Eastern & Central US: 877.654.6762
Western US: 800.522.2264
Canada: 833.743.2443

Contact

Email: info@hormann.us
Website: hormann.us



Follow us on social media



PN 27802476

AVAILABLE FROM:

