

Clima Tech 4400

HÖRMANN

BEST



Door: Ltd Lifetime



Hardware: 4 yr



Springs: 3 yr

THERMAL RATING



0.21



15.7

Note: A lower U-Factor number indicates a higher efficiency

- Steel Construction
- 1.5" Sections
- 5 Colors + Custom Color
- 6 Panel Designs
- 40+ Window Designs

Thermal Rating



Customizations



Low Maintenance



Luxury Level



PANEL DESIGN OPTIONS

1 Traditional

2 Ranch

5 Flush


3 Country

4 Cottage


6 Microgroove



1



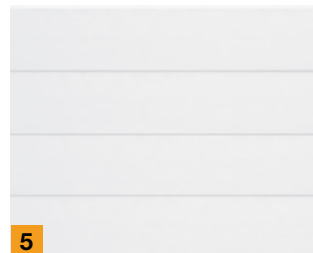
2




3



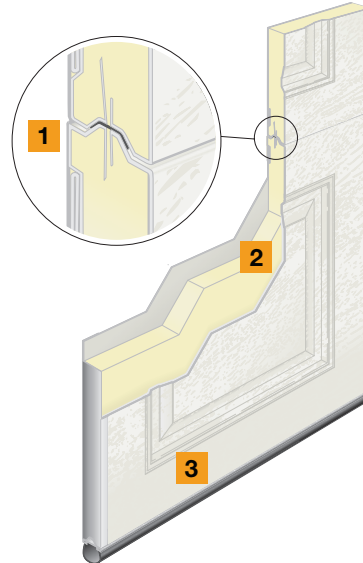
4



5



6



Precisely Designed Tongue & Groove

1

Thermally broken section joints reduce air infiltration and create weather tight seal.

Injected Polyurethane Foam Core

2

Enclosed by galvanized steel on the inside and outside provides maximum insulation for substantial energy savings and ultimate panel stability for exceptionally quiet door operation.

Well-defined Panel Embossments

3

Easy to clean woodgrain texture, galvanized and finish painted steel provide years of trouble-free performance and beauty.

Hörmann Innovations

Safety Bottom Fixture



Hörmann garage doors utilize safety fixtures on their bottom sections for added safety for your peace of mind.

Superior and Safe Windows



Hörmann window insert frames are recessed to the panel surface to give your door a cleaner look. Tempered safety glass panes offer extra layer of safety in case of breakage.

Aluminum Bottom Seal Retainer



Hörmann minimizes floor corrosion by utilizing an aluminum bottom seal retainer that never rusts and is more durable than brittle plastic retainers.

COLOR OPTIONS

1

2

3

4

5

6

1 White

2 Sandstone

3 Almond

4 Mocha Brown

5 Black

6 Galaxy Paint (Custom Color)

* Color application method will be at the discretion of the manufacturer.

All colors shown as accurately as printing technology allows.



WINDOW DESIGN OPTIONS

1

2

3

4

5

6

7

8

9

10

11

12

13

14

15

16

17

18

19

20

21

22

23

24

Non-insulated glass.
Designs 23 & 24 only available on flush panel

- 1 Standard Short

2 Standard Long

3 Cross Short

4 Cross 6 Long

5 Cross Arch

6 Cross 8 & Cross Arch Long

7 Stockbridge Short

8 Stockbridge & Arch Long

9 Prairie Short

10 Prairie Long

11 Cathedral Short

12 Cathedral Long

13 Cascade Short

14 Cascade Long

15 Diamond Short

16 Diamond Long

17 Sherwood Short

18 Sherwood Long

19 Sunrise Short (4 panels)

20 Sunrise Short (8 panels)

21 Sunrise Long (2 panels)

22 Sunrise Long (4 panels)

23 Slimline RFL Short

24 Slimline RFL Long

Call toll free
Eastern & Central US: 877.654.6762
Western US: 800.522.2264
Canada: 833.743.2443

Contact
Email: info@hormann.us
Website: hormann.us

AVAILABLE FROM:



Follow us on social media

