



THERMA TECH 3500

Residential Steel Garage Doors

HÖRMANN

Therma Tech 3500

Almond Cottage with Stockbridge Windows



Therma Tech 3500

BETTER



Door: Ltd Lifetime



Hardware: 3 yr



Springs: 3 yr

THERMAL RATING



0.21



10.4

Note: A lower U-Factor number indicates a higher efficiency

- Steel Construction
- 2" Polystyrene

- 7 Colors
- 6 Panel Designs

Thermal Rating



Customizations



Low Maintenance



Luxury Level



Section Detail

SECTION DETAIL Therma Tech 3500 panels are produced in a woodgrain texture exterior face and stucco interior surface. All doors are customizable with 26 window designs and include clear annealed glass.

Left Facing Page Image:

Almond Cottage with Stockbridge Windows

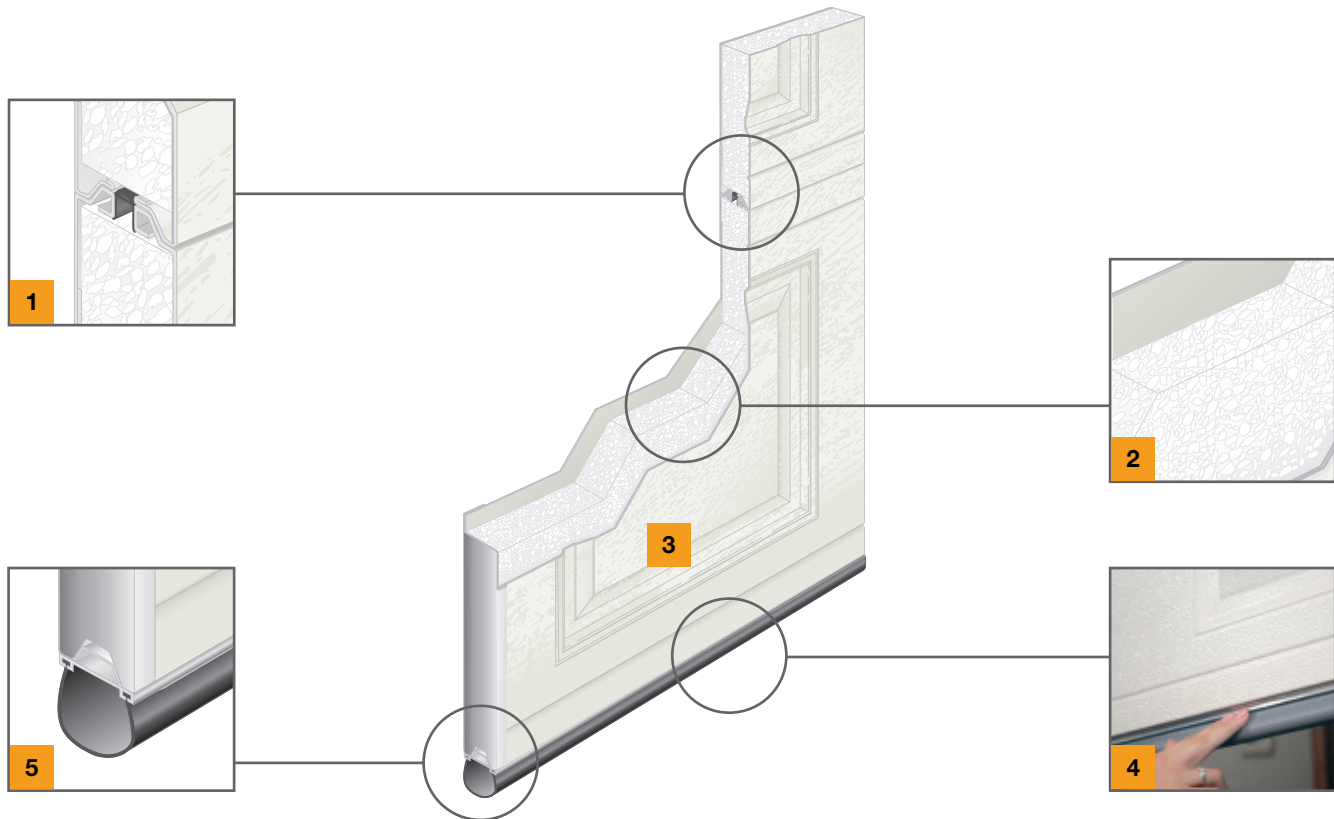
Bottom Left Image:

Close-up of an almond cottage panel with woodgrain texture

Therma Tech 3500

Panel Features

The Industry Leader in Innovative Door Safety, Durability, and Efficiency



Tongue & Groove Section Joints **1**

Precisely designed thermally broken section joints and flexible joint seal reduce air infiltration and create weathertight enclosure.

Sandwich Construction **2**

3-layer steel front and back construction with insulating polystyrene core increases energy savings.

Panel Embossment **3**

Easy to clean woodgrain texture, galvanized and finish painted steel provide years of trouble-free performance and beauty.

Aluminum Retainer **4**

Hörmann minimizes floor corrosion by utilizing an aluminum bottom seal retainer that never rusts and is more durable than brittle plastic retainers.

Bottom Weather Seal **5**

Keeps out wind, rain, debris and other elements for added energy savings.


Panel Design Options

CHOOSE YOUR PANEL DESIGN.

Panels come in six different styles allowing you to choose the perfect match for the design of your home.



- 1 Short Raised (Traditional)
- 2 Long Raised (Ranch)
- 3 Country
- 4 Cottage
- 5 Shaker
- 6 Flush



Therma Tech 3500

Color & Glass Options



Color Options

CHOOSE YOUR BEST MATCH.

Panels are available in seven standard colors ready for your personal touch to enhance the look of your home.

- 1 White
- 2 Sandstone
- 3 Almond
- 4 Mocha Brown
- 5 Black
- 6 Medium Wood Grain*
- 7 Dark Wood Grain*

*Flush design is not available in wood tones


Glass Options

*Glass Options are available in both uninsulated or insulated variants.



- 1 Clear
- 2 Bronze
- 3 Satin Etch
- 4 Gluechip
- 5 Privacy
- 6 Mistlite
- 7 Obscure
- 8 Grey

Window Design Options



- 1 Standard Short
- 2 Standard Long
- 3 Cross Short
- 4 Cross 6 Long
- 5 Cross 8 Long (2 panels)
- 6 Cross 8 Long (4 panels)
- 7 Cross Arch
- 8 Cross 8 Long & Cross Arch
- 9 Stockbridge Short
- 10 Stockbridge Long
- 11 Stockbridge Arch
- 12 Stockbridge & Arch Long
- 13 Prairie Short
- 14 Prairie Long
- 15 Cathedral Short
- 16 Cathedral Long
- 17 Cascade Short
- 18 Cascade Long
- 19 Diamond Short
- 20 Diamond Long
- 21 Sherwood Short
- 22 Sherwood Long
- 23 Sunrise Ranch (2 panels)
- 24 Sunrise Ranch (4 panels)
- 25 Sunrise Traditional (4 panels)
- 26 Sunrise Traditional (8 panels)


HÖRMANN NORTH AMERICA




Sparta, TN - North American Headquarters / Sectional Doors

SIX PRODUCTION PLANTS, ONE FAMILY

As one of the world's leading manufacturers of door and dock systems, we're committed to providing the best quality, value, and selection. Whether residential, commercial or industrial, we have the solutions you're looking for. Each Hörmann product gives you the perfect array of benefits and options to satisfy your customers.



Puyallup, WA



Montgomery, IL



Oro-Medonte, ON Canada



Burgettstown, PA



Imperial, PA

USA

Toll Free: 800.365.3667
Email: info@hormann.us
Website: hormann.us

Canada

Toll Free: 866.792.9968
Email: info@hormann.ca
Website: hormann.ca

Mexico

Toll Free: 52 (81) 8308 7481
Email: info@hormann.com.mx
Website: hormann.mx



AVAILABLE FROM:



Follow us on social media



HÖRMANN